

Introductory sub-table (I)(a)

Name of the Company: ADINATH TEXTILES LIMITED

Scrip Code, Name of the scrip, class of security: BSE - 514113

Quarter ended: 30th June, 2015


Partly paid-up shares:-	No. of partly paid-up shares	As a % of total no. of partly paid-up shares	As a % of total no. of shares of the company
Held by promoter/promoter group	0	#DIV/0!	0
Held by public	0	#DIV/0!	0
Total	0	#DIV/0!	0

Outstanding convertible securities:- No. of outstanding securities	No. of outstanding securities	As a % of total no. of outstanding convertible securities	As a % of total no. of shares of the company, assuming full conversion of the convertible securities
Held by promoter/promoter group	0	#DIV/0!	0
Held by public	0	#DIV/0!	0
Total	0	#DIV/0!	0

Warrants:-	No. of warrants	As a % of total no. of warrants	As a % of total no. of shares of the company, assuming full conversion of warrants
Held by promoter/promoter group	0	#DIV/0!	0
Held by public	0	#DIV/0!	0
Total	0	#DIV/0!	0

Total paid-up capital of the company, assuming full conversion of warrants and convertible securities


6814350



1/11


Statement Showing Shareholding Pattern

Category code	Category of Shareholder	Number of Shareholders	Table (I)(a)		Total shareholding as a percentage of total number of shares		Shares Pledged or otherwise encumbered	
			Total number of shares	Number of shares held in dematerialized form	As a percentage of (A+B) ¹	As a percentage of (A+B+C)	Number of shares	As a percentage
			(IV)	(V)	(VI)	(VII)	(VIII)	(IX) = (VIII)/(IV)*100
(I)	(II)	(III)	(IV)	(V)	(VI)	(VII)	(VIII)	(IX) = (VIII)/(IV)*100
(A)	Shareholding of Promoter and							
1	Indian							
(a)	Individuals' Hindu Undivided Family							
		1	900	0	0.01	0.01	0	0.00
(b)	Central Government/ State Government(s)				0.00	0.00	0	0.00
(c)	Bodies Corporate	9	2883360	2883360	42.31	42.31	0	0.00
(d)	Financial Institutions/ Banks				0.00	0.00	0	0.00
(e)	Any Others(Specify)				0.00	0.00	0	0.00
(e-i)	Relatives of individual promoters	3	10800	10800	0.16	0.16	0	0.00
(e-ii)					0.00	0.00	0	0.00
	Sub Total(A)(1)	13	2895060	2894160	42.48	42.48	0	0.00
2	Foreign							
a	Individuals (Non-Residents Individuals/ Foreign Individuals)	0	0	0	0.00	0.00	0	0.00
b	Bodies Corporate	0	0	0	0.00	0.00	0	0.00
c	Institutions	0	0	0	0.00	0.00	0	0.00
d	Qualified Foreign Investor	0	0	0	0.00	0.00	0	0.00
e	Any Others(Specify)	0	0	0	0.00	0.00	0	0.00




Statement Showing Shareholding Pattern

Category code	Category of Shareholder	Number of Shareholders	Table (I)(a)		Total shareholding as a percentage of total number of shares		Shares Pledged or otherwise encumbered	
			Total number of shares	Number of shares held in dematerialized form	As a percentage of(A+B) ¹	As a percentage of (A+B+C)	Number of shares	As a percentage
(I)	(II)	(III)	(IV)	(V)	(VI)	(VII)	(VIII)	(IX)= (VIII)/(IV)*100
	Sub Total(A)(2)	0	0	0	0.00	0.00	0	0.00
	Total Shareholding of Promoter and	13	2895060	2894160	42.48	42.48	0	0.00
(B)	Public shareholding							
1	Institutions							
(a)	Mutual Funds/ UTI				0.00	0.00	0	0.00
(b)	Financial Institutions Banks	2	600	600	0.01	0.01	0	0.00
(c)	Central Government/ State Government(s)	0	0	0	0.00	0.00	0	0.00
(d)	Venture Capital Funds	0	0	0	0.00	0.00	0	0.00
(e)	Insurance Companies	0	0	0	0.00	0.00	0	0.00
(f)	Foreign Institutional Investors	0	0	0	0.00	0.00	0	0.00
(g)	Foreign Venture Capital Investors	0	0	0	0.00	0.00	0	0.00
(h)	Qualified Foreign Investor	0	0	0	0.00	0.00	0	0.00
(i)	Any Other (specify)	0	0	0	0.00	0.00	0	0.00
	Sub-Total (B)(1)	2	600	600	0.01	0.01	0	0.00
B 2	Non-institutions							
(a)	Bodies Corporate	97	115890	41600	1.70	1.70	0	0.00
(b)	Individuals							
I	Individuals -i. Individual shareholders holding nominal share capital up to Rs 1 lakh	22831	3510513	804173	51.52	51.52	0	0.00




Statement Showing Shareholding Pattern

Category code	Category of Shareholder	Number of Shareholders	Table (I)(a)		Total shareholding as a percentage of total number of shares		Shares Pledged or otherwise encumbered	
			Total number of shares	Number of shares held in dematerialized form	As a percentage of (A+B) ¹	As a percentage of (A+B+C)	Number of shares	As a percentage
(I)	(II)	(III)	(IV)	(V)	(VI)	(VII)	(VIII)	(IX)= (VIII)/(IV)*100
II	ii. Individual shareholders holding nominal share capital in excess of Rs. 1 lakh.	7	168565	168565	2.47	2.47	0	0.00
(c)	Qualified Foreign Investor							
(d)	Public Trust	2	300	300	0.00	0.00		
(d-i)	N.R.I.	251	111112	17912	1.63	1.63	0	0.00
(d-ii)	Hindu Undivided Family	38	12262	10662	0.18	0.18	0	0.00
(d-iii)	Clearing Members/House	1	48	48	0.00	0.00	0	0.00
	Sub-Total (B)(2)	23227	3918690	1043260	57.51	57.51	0	0.00
(B)	Total Public Shareholding (B)= (B)(1)+(B)(2)	23229	3919290	1043860	57.52	57.52	0	0.00
	TOTAL (A)+(B)	23242	6814350	3938020	100.00	100.00	0	0.00
(C)	Shares held by Custodians and against which Depository Receipts have been issued							
1	Promoter and Promoter Group					0.00		0.00
2	Public					0.00		
	Sub-Total (C)	0	0	0		0	0	
	GRAND TOTAL (A)+(B)+(C)	23242	6814350	3938020	100.00	100.00	0	0.00



4/11

Sr.No	Notes
1	Detail A (1) (a) belongs to the individual promoters and their HUF.
2	Detail A (1) (e-i) belongs to the relatives of individual promoters.
3	Balance promoter holding pending for demat due to death of Sh. D. K. Oswal.
4	
5	
6	
7	
8	
9	



(b) Statement showing holding of securities (including shares, warrants, convertible securities) of persons belonging to the category "Promoter and Promoter Group"

Sr. No.	Name of the shareholder	Details of Shares held		Encumbered shares (*)			Details of warrants		Details of convertible securities		Total shares (including underlying shares assuming full conversion of warrants and convertible securities) as a % of diluted share capital
		Number of shares held	As a % of grand total (A)+(B)+(C)	No.	As a percentage	As a % of grand total (A)+(B)+(C) of sub-clause (I)(a)	Number of warrants held	As a % total number of warrants of the same class	Number of convertible securities held	As a % total number of convertible securities of the same class	
(I)	(II)	(III)	(IV)	(V)	(VI)=(V)/(III)*100	(VII)	(VIII)	(IX)	(X)	(XI)	(XII)
1	Sh. D. K. Oswal	900	0.01	0	0.00	0.00	0	0	0	0	0.01
2	Mrs. Nirmal K. Oswal	1100	0.02	0	0.00	0.00	0	0	0	0	0.02
3	Mr. Kunal Oswal	5400	0.08	0	0.00	0.00	0	0	0	0	0.08
4	Mr. Vishal Oswal	4300	0.06	0	0.00	0.00	0	0	0	0	0.06
5	Shreyans Industries Limited	1280000	18.78	0	0.00	0.00	0	0	0	0	18.78
6	Ojasvi Investment & Mercantile Company	429920	6.31	0	0.00	0.00	0	0	0	0	6.31
7	Adeep Investment Company	175600	2.58	0	0.00	0.00	0	0	0	0	2.58
8	Achin Investment & Mercantile Company	386950	5.68	0	0.00	0.00	0	0	0	0	5.68
9	Levina Investment & Mercantile Company	411150	6.03	0	0.00	0.00	0	0	0	0	6.03
10	Virat Investment & Mercantile Company	95840	1.41	0	0.00	0.00	0	0	0	0	1.41
11	Shreyans Financial & Capital Services Ltd.	89000	1.31	0	0.00	0.00	0	0	0	0	1.31
12	Jagvallabh Parasnath Capital Investment (P) Ltd.	14700	0.22	0	0.00	0.00	0	0	0	0	0.22
13	Noble Share Trading (P) Ltd.	200	0.00	0	0.00	0.00	0	0	0	0	0.00
TOTAL		2895060	42.48	0	0.00	0.00	0	0	0	0	42.48


(*) The term "encumbrance" has the same meaning as assigned to it in regulation 28(3) of the SEBI Regulations, 2011



6/11

(I)(c)(i) Statement showing holding of securities (including shares, warrants, convertible securities) of persons belonging to the category "Public" and holding more than 1% of the total number of shares


Sr. No.	Name of the shareholder	Number of shares held	Shares as a percentage of total number of shares {i.e., Grand Total (A)+(B)+(C) indicated in Statement at para (I)(a) above}	Details of warrants		Details of convertible securities		Total shares (including underlying shares assuming full conversion of warrants and convertible securities) as a % of diluted share capital
				Number of warrants held	As a % of total number of warrants of the same class	Number of convertible securities held	% w.r.t total number of convertible securities of the same class	
1			0.00					
2			0.00					
3	NIL		0.00					
4			0.00					
5			0.00					
6			0.00					
7			0.00					
8			0.00					
9			0.00					
10			0.00					
TOTAL		0		0	0	0	0	0



7/11


(I)(c)(ii) Statement showing holding of securities (including shares, warrants, convertible securities) of persons (together with PAC) belonging to the category "Public" and holding more than 5% of the total number of shares of the company

Sr. No.	Name(s) of the shareholder(s) and the Persons Acting in Concert (PAC) with them	Number of shares	Shares as a percentage of total number of shares {i.e., Grand Total (A)+(B)+(C) indicated in Statement at para (I)(a) above}	Details of warrants		Details of convertible securities		Total shares (including underlying shares assuming full conversion of warrants and convertible securities) as a % of diluted share capital
				Number of warrants	As a % total number of warrants of the same class	Number of convertible securities held	% w.r.t total number of convertible securities of the same class	
1			0.00					
2			0.00					
3	NIL		0.00					
4			0.00					
5			0.00					
6			0.00					
7			0.00					
8			0.00					
9			0.00					
10			0.00					
TOTAL		0	0.00	0	0	0	0	0




(I)(d) Statement showing details of locked-in shares

Sr. No.	Name of the shareholder	Number of locked-in shares	Locked-in shares as a percentage of total number of shares {i.e., Grand Total (A)+(B)+(C) indicated in Statement at para (I)(a) above}
1			0.00
2			0.00
3	NIL		0.00
4			0.00
5			0.00
6			0.00
7			0.00
8			0.00
9			0.00
TOTAL		0	0.00



(II)(a) Statement showing details of Depository Receipts (DRs)

Sr. No.	Type of outstanding DR (ADRs, GDRs, SDRs, etc.)	Number of outstanding DRs	Number of shares underlying outstanding DRs	Shares underlying outstanding DRs as a percentage of total number of shares {i.e., Grand Total (A)+(B)+(C) indicated in Statement at para (I)(a) above}
1				0.00
2				0.00
3	NIL			0.00
4				0.00
5				0.00
6				0.00
7				0.00
8				0.00
9				0.00
TOTAL		0	0	0.00



10/11

(II)(b) Statement showing holding of Depository Receipts (DRs), where underlying shares held by "promoter/promoter group" are in excess of 1% of the total number of shares

Sr. No.	Name of the DR Holder	Type of outstanding DR (ADRs, GDRs, SDRs, etc.)	Number of shares underlying outstanding DRs	Shares underlying outstanding DRs as a percentage of total number of shares {i.e., Grand Total (A)+(B)+(C) indicated in Statement at para (I)(a) above}
1				
2				
3	NIL			
4				
5				
6				
7				
8				
9				
TOTAL			0	

