

Introductory sub-table (I)(a)

Name of the Company: **ADINATH TEXTILES LTD.**

Scrip Code, Name of the scrip, class of security: **BSE-- 514113**


Quarter ended: **31.03.2013**

Partly paid-up shares:-	No. of partly paid-up shares	As a % of total no. of partly paid-up shares		As a % of total no. of shares of the company	
Held by promoter/promoter group	0	#DIV/0!			0
Held by public	0	#DIV/0!			0
Total	0	#DIV/0!			0
Outstanding convertible securities:-	No. of outstanding securities	As a % of total no. of outstanding convertible securities		As a % of total no. of shares of the company, assuming full conversion of the convertible securities	
Held by promoter/promoter group	0	#DIV/0!			0
Held by public	0	#DIV/0!			0
Total	0	#DIV/0!			0
Warrants:-	No. of warrants	As a % of total no. of warrants		As a % of total no. of shares of the company, assuming full conversion of warrants	
Held by promoter/promoter group	0	#DIV/0!			0
Held by public	0	#DIV/0!			0
Total	0	#DIV/0!			0
Total paid-up capital of the company, assuming full conversion of warrants and convertible securities		6814350			




Statement Showing Shareholding Pattern


		Table (I)(a)			Total shareholding as a percentage of total number of shares		Shares Pledged or otherwise encumbered	
Category code	Category of Shareholder	Number of Shareholders	Total number of shares	Number of shares held in dematerialized form	As a percentage of (A+B) ¹	As a percentage of (A+B+C)	Number of shares	As a percentage
(I)	(II)	(III)	(IV)	(V)	(VI)	(VII)	(VIII)	= (VIII)/(IV)*100
(A)	Shareholding of Promoter and Promoter							
1	Indian							
(a)	Individuals/ Hindu Undivided Family	1	900	0	0.01	0.01		0.00
(b)	Central Government/ State Government(s)				0.00	0.00		
(c)	Bodies Corporate	9	2883360	2868660	42.31	42.31		0.00
(d)	Financial Institutions/ Banks				0.00	0.00		
(e)	Any Others(Specify)				0.00	0.00		
(e-i)	Relatives of Individual Promoters	3	10800	10800	0.16	0.16		0.00
(e-ii)					0.00	0.00		
	Sub Total(A)(1)	13	2895060	2879460	42.48	42.48	0	0.00
2	Foreign							
a	Individuals (Non-Residents Individuals/ Foreign Individuals)				0.00	0.00		
b	Bodies Corporate				0.00	0.00		




c	Institutions				0.00	0.00		
d	Qualified Foreign Investor				0.00	0.00		
e	Any Others(Specify)				0.00	0.00		
e-i					0.00	0.00		
e-ii								
	Sub Total(A)(2)	0	0	0	0.00	0.00	0	
	Total Shareholding of Promoter and	13	2895060	2879460	42.48	42.48	0	0.00
(B)	Public shareholding							
1	Institutions							
(a)	Mutual Funds/ UTI				0.00	0.00		
(b)	Financial Institutions / Banks	2	600	600	0.01	0.01		
(c)	Central Government/ State Government(s)				0.00	0.00		
(d)	Venture Capital Funds				0.00	0.00		
(e)	Insurance Companies				0.00	0.00		
(f)	Foreign Institutional Investors				0.00	0.00		
(g)	Foreign Venture Capital Investors				0.00	0.00		
(h)	Qualified Foreign Investor				0.00	0.00		
(i)	Any Other (specify)				0.00	0.00		
(i-ii)					0.00	0.00		
(i-ii)								
	Sub-Total (B)(1)	2	600	600	0.01	0.01		
B 2	Non-institutions							
(a)	Bodies Corporate	108	140812	65922	2.07			
(b)	Individuals							



I	Individuals -i. Individual shareholders holding nominal share capital up to Rs 1 lakh	23264	3623451	787791	53.17	53.17		
II	ii. Individual shareholders holding nominal share capital in excess of Rs. 1 lakh.	4	128187	128187	1.88	1.88		
(c)	Qualified Foreign Investor				0.00	0.00		
(d)	Any Other (specify)				0.00	0.00		
(d-i)	NRI	41	19075	19075	0.28	0.28		
(d-ii)	Clearing Members/ Trust	1	200	200	0.00	0.00		
d(iii)	Hindu Undivided Family	32	6965	5365	0.10	0.10		
	Sub-Total (B)(2)	23450	3918690	1006540	57.51	57.51		
(B)	Total Public Shareholding (B)= (B)(1)+(B)(2)	23452	3919290	1007140	57.52	57.52		
	TOTAL (A)+(B)	23465	6814350	3886600	100.00	100.00		
(C)	Shares held by Custodians and against which Depository Receipts have been issued							
1	Promoter and Promoter Group		0			0.00		#DIV/0!
2	Public		0			0.00		
	Sub-Total (C)	0	0	0		0	0	
	GRAND TOTAL (A)+(B)+(C)	23465	6814350	3886600		100.00	0	0.00




Sr.No	Notes
1	Detail A(1) (a) belongs to the individual promoters and their HUF.
2	Detail A(1) (e-i) belongs to the relatives of individual promoters.
3	Balance promoter holding pending due to death of Sh. D.K.Oswal.
4	
5	
6	
7	
8	
9	



ADINATH TEXTILES LIMITED
 QUARTER ENDED 31.03.2013

(I)(b) Statement showing holding of securities (including shares, warrants, convertible securities) of persons belonging to the category "Promoter and Promoter Group"

Sr. No.	Name of the shareholder	Details of Shares held		Encumbered shares (*)			Details of warrants		Details of convertible securities		Total shares (including underlying shares assuming full conversion of warrants and convertible securities) as a % of diluted share capital
		Number of shares held	As a % of grand total (A)+(B)+(C)	No.	As a percentage	As a % of grand total (A)+(B)+(C) of sub-clause (I)(a)	Number of warrants held	As a % total number of warrants of the same class	Number of convertible securities held	As a % total number of convertible securities of the same class	
(I)	(II)	(III)	(IV)	(V)	(VI)=(V)/(III)*100	(VII)	(VIII)	(IX)	(X)	(XI)	(XII)
1	Sh. D.K.Oswal	900	0.01		0.00	0.00	0	0	0	0	900
2	Mrs.Nirmal K. Oswal	1100	0.02		0.00	0.00	0	0	0	0	1100
3	Mr. Kunal Oswal	5400	0.08		0.00	0.00	0	0	0	0	5400
4	Mr. Vishal Oswal	4300	0.06		0.00	0.00	0	0	0	0	4300
5	Shreyans Industries Ltd.	1980000	29.06	1700000	85.86	24.95	0	0	0	0	1980000
6	Ojesvi Investment & Mercantile Company	204920	3.01		0.00	0.00	0			0	204920



7	Adeep Investment Company	175600	2.58		0.00	0.00	0	0	0	0	175600
8	Achin Investment & Mercantile Company	161950	2.38	149000	92.00	2.19	0	0	0	0	161950
9	Levina Investment and Mercantile company	161150	2.36	151000	93.70	2.22	0	0	0	0	161150
10	Virat Investment & Mercantile Company	95840	1.41				0	0	0	0	95840
11	Shreyans Financial & Capital Services Ltd.	89000	1.31				0	0	0	0	89000
12	Jagvallabh parasnath Capital Investment (P)Ltd.	14700	0.22		0.00	0.00	0	0	0	0	14700
13	Noble Share Trading (P) Ltd.	200	0.00		0.00	0.00	0	0	0	0	200
							0	0	0	0	
TOTAL		2895060	42.48	2000000	69.08	29.35	0	0	0	0	2895060


(*) The term "encumbrance" has the same meaning as assigned to it in regulation 28(3) of the SAST Regulations, 2011



ADINATH TEXTILES LIMITED
 QUARTER ENDED 31.03.2013

(I)(c)(i) Statement showing holding of securities (including shares, warrants, convertible securities) of persons belonging to the category "Public" and holding more than 1% of the total number of shares


Sr. No.	Name of the shareholder	Number of shares held	Shares as a percentage of total number of shares {i.e., Grand Total (A)+(B)+(C) indicated in Statement at para (I)(a) above}	Details of warrants		Details of convertible securities		Total shares (including underlying shares assuming full conversion of warrants and convertible securities) as a % of diluted share capital
				Number of warrants held	As a % total number of warrants of the same class	Number of convertible securities held	% w.r.t total number of convertible securities of the same class	
1			0.00		0		0	
2			0.00		0		0	
3	NIL		0.00		0		0	
4			0.00		0		0	
5			0.00		0		0	
6			0.00		0		0	
7			0.00		0		0	
8			0.00		0		0	
9			0.00		0		0	
10			0.00		0		0	
					0		0	
					0		0	
TOTAL		0	0.00		0		0	0



ADINATH TEXTILES LIMITED
 QUARTER ENDED 31.03.2013

(I)(c)(ii) Statement showing holding of securities (including shares, warrants, convertible securities) of persons (together with PAC) belonging to the category "Public" and holding more than 5% of the total number of shares of the company


Sr. No.	Name(s) of the shareholder(s) and the Persons Acting in Concert (PAC) with them	Number of shares	Shares as a percentage of total number of shares {i.e., Grand Total (A)+(B)+(C) indicated in Statement at para (I)(a) above}	Details of warrants		Details of convertible securities		Total shares (including underlying shares assuming full conversion of warrants and convertible securities) as a % of diluted share capital
				Number of warrants	As a % total number of warrants of the same class	Number of convertible securities held	% w.r.t total number of convertible securities of the same class	
1	NIL		0.00		0		0	
2			0.00		0		0	
3			0.00		0		0	
4			0.00		0		0	
5			0.00		0		0	
6			0.00		0		0	
7			0.00		0		0	
8			0.00		0		0	
9			0.00		0		0	
10			0.00		0		0	
TOTAL		0	0.00	0	0	0	0	0



ADINATH TEXTILES LIMITED
QUARTER ENDED 31.03.2013

(I)(d) Statement showing details of locked-in shares

Sr. No.	Name of the shareholder	Number of locked-in shares	Locked-in shares as a percentage of total number of shares {i.e., Grand Total (A)+(B)+(C) indicated in Statement at para (I)(a) above}
	NIL		



ADINATH TEXTILES LIMITED
 QUARTER ENDED 31.03.2013

(II)(a) Statement showing details of Depository Receipts (DRs)

Sr. No.	Type of outstanding DR (ADRs, GDRs, SDRs, etc.)	Number of outstanding DRs	Number of shares underlying outstanding DRs	Shares underlying outstanding DRs as a percentage of total number of shares {i.e., Grand Total (A)+(B)+(C) indicated in Statement at para (I)(a) above}
1	NIL			0.00
2				0.00
3				0.00
4				0.00
5				0.00
6				0.00
7				0.00
8				0.00
9				0.00
TOTAL		0	0	0.00



(II)(b) Statement showing holding of Depository Receipts (DRs), where underlying shares held by "promoter/promoter group" are in excess of 1% of the total number of shares

Sr. No.	Name of the DR Holder	Type of outstanding DR (ADRs, GDRs, SDRs, etc.)	Number of shares underlying outstanding DRs	Shares underlying outstanding DRs as a percentage of total number of shares {i.e., Grand Total (A)+(B)+(C) indicated in Statement at para (I)(a) above}
1	NIL			0.00
2				0.00
3				0.00
4				0.00
5				0.00
6				0.00
7				0.00
8				0.00
9				0.00
			0	0.00
	TOTAL			

